

SHED SHAVINGS

The Newsletter of the

Laurieton Men's Shed



No 6. May 2011

Greeting Shedders

Welcome to your May edition of Shed Shavings.

In this Issue:

- ▶ **The April Meeting at LUSC**
- ▶ **Current Activity** – Kendall working bees; pre-fabricating shed formwork; return to Sugar Creek
- ▶ **Russell Island – the 500th Shed**
- ▶ **New Shed Group Insurance Scheme**
- ▶ **Men's Sheds get TV coverage**
- ▶ **Shed Project Timber Stocks** – Sally Wattle and Western Red Cedar
- ▶ **Shed Quiz** – a prize-free illustrated quiz
- ▶ **On the Web** – two legends of car modelling
- ▶ **AMSA Meets with Mensheds Australia LTD**
- ▶ **Out & About** – the 2011 Maitland Shed Expo
- ▶ **Grooming Future Builders** – back to school
- ▶ **Odds and Sods** – projects, classified, Shedoku
- ▶ **Any Other Business** – contacts, notes, ...

The April Meeting

The April meeting was pretty much a social affair with president Rob giving us a progress report on the DA and asking for patience in the face of council red tape. This was followed by a DVD screening from NZ, with a particularly interesting one about NZ's ancient Kauri bog timber. Unfortunately due to a technical hitch the DVD from the Ancient Kauri Kingdom wasn't screened, but it will be at a future meeting.



Current Activity

May Working Bee's at the Kendall Storage

A bit of wheeling and dealing has now bought us the long term use of the whole (three bay) storage shed at Kendall — in lieu of rent, we'll be doing odd jobs for the community pre-school now and then.

Now that we have full usage of the shed, some rectification work to the fabric of the shed is warranted. And, in addition to the timber seasoning racks already installed in bay 3, there are more timber racks and general storage to be built in bays 1 and 2. We'll also be putting in some basic facilities (fridge, BBQ, seats, &c) to make sure shedders are kept hydrated and pampered when 'storekeeping'.



In summary, the work to be done over the next month or so is basically to:

- dismantle a surplus small shed elsewhere on the school property (salvageable materials will then be used on main shed refurbishment);
- help the pre-school to sort and dispose of the contents of bay 1 of the shed (currently used for storage of toys, &c, by the school);
- make good and weatherproof the shed – repair sidings, fit barge boards and guttering, &c, as required. Paint the shed exterior;
- complete the fit-out of storage areas in bays 1 and 2, tidy up the interior of the shed; and
- do some minor R&M for the pre-school.

Bit-'O-Shed Trivia The term '**working bee**' has nothing to do with the insect but comes from colonial American use to describe "*people working together in a social group*". The term 'bee' probably comes from dialectal *been* or *bean* (meaning "*help given by neighbors*") from the Middle English word *bene* (meaning, among other usage, "*extra service by a tenant to his lord*"). Impress yer mates with this one!

Prefabricating Slab Formwork for the Shed

To be as ready as possible to begin construction of the main shed building (anticipating DA approval soon) we hope to start prefabricating the formwork for the floor slab during May using bulk timber either purchased by, or donated to, the Shed.

Return Visit to the Sugar Creek Toymakers

A bunch of shedders paid a second visit to the Sugarcreek toymakers to collect more timber donated by Friedel. They returned weighed down with tea chests and boxes full of blanks, turned components, sawn and raw timber. A box of bits and pieces has already proven useful in making wooden toys for an after school care project (p.6).

The 500th Shed, and Still Growing

On March 4th, Russel Island became the 500th AMSA registered Men's Shed.

The Russel Island shedders are just starting on the journey of setting up a shed. They already have an enthusiastic group of shedders, an offer of some woodworking machinery on loan, and an offer of an old Holden 1 ton ute as a project doer-upper. They're starting to apply for grants and are trying to find a shed manufacturer who might donate a shed or perhaps supply one at a reduced cost.

They've been involved in talks with council for over two years and are trying to secure a site on council land. They have a great relationship with their Mayor who, apparently, is full of encouragement, along with council officers. But, like the Hastings council, council decision making is very slow so, like everyone else, they just have to ride it out and be patient. In the meantime they are intending to do other small jobs, the sort that can be done 'on site' to help out other groups like building a shed and compost bins for the island's community garden.

New Shed Group Insurance Scheme

On the 1st March, the new AMSA Group Insurance Scheme came into effect. The group scheme has a number of improvements over the earlier schemes to better reflect the changing needs of the many sheds making use of the Group insurances.

A major improvement is the increased limit of coverage for Public & Products Liability insurance from \$10 million to \$20 million (for no increase in premiums). This change was made after a number of sheds reported that their local councils now require \$20 million of cover. AMSA has a new insurance broker to arrange insurance at the most reasonable price. The broker will also work with Sheds to handle any claims that might arise.

The AMSA Group insurances available now comprise:

- Public & Products Insurance
- Association Liability Insurance
- Volunteers Personal Accident Insurance
- Property Insurance to cover Buildings and/or Contents of Sheds

AMSA has also appointed a dedicated OH&S and Insurance Manager to concentrate on insurance, OH&S and related matters on behalf of the association and individual sheds. This aside, your committee is still looking into the fine print of the insurance policy to ensure we are properly covered in all reasonably foreseeable circumstances.

Men's Sheds get TV Air Time

The Australian Men's Shed Association has produced a Community Service Announcement (CSA) to be aired on TV stations nationally (CSA advertising is the networks' commitment to providing free TV air time to charitable organisations). The CSA is designed to explain exactly what men's sheds are about and how they work, to encourage men (some who may never have heard of a men's shed) to become involved, especially in urban areas. It's also aimed at raising broad-based community awareness of men's sheds and to encourage communities and the business sector to support their local shed.

A promotional DVD was also filmed during the making of the CSA as an extended version of the TV broadcast. The DVD shows shed members telling their stories and features Julia Gillard, our federal PM, and her partner AMSA patron Tim Mathieson showing their support for AMSA and the men's sheds movement. A DVD of both the CSA and the promotional material are being sent out to every AMSA registered shed. Both the CSA and the Promotional Video can be viewed on the AMSA home page at www.mensshed.org

Shed Project Timber Stocks

As shedders will know, over the past months we've been searching out local sources of woodworking timbers for both shed and shedder's future projects – after the essential one to two years of drying/seasoning time at our Kendall storage. So far, we've obtained, or been promised, quantities of:

Western Red Cedar, White/Asian Cedar, Turpentine, Sydney Blue Gum, Sally Wattle and Silky Oak.

Upcoming issues of Shed Shavings will feature a brief description of each timber and its common uses. In this edition, we start off with Sally Wattle and Western Red Cedar (see over page).

Sally Wattle

Botanical name: Sally Wattle refers to 3 Acacia trees - Floribunda, Implexa & Melanoxydon.

Appearance: *Heartwood* – very colourful; golden to dark brown with chocolate growth rings; *Sapwood* – may range in colour from straw to grey-white, with clear demarcation from the heartwood; *Texture* – an even, fine to medium texture; *Grain* – generally straight, opened grained and may vary from straight to cross or interlocked; quarter sawn surfaces may produce an attractive fiddle back figure.

Seasoning: Easy to dry with some possible cupping or splitting when boards are inadequately restrained or the end grain is not sealed; very little movement once seasoned; hardness rating when dry: soft; non resinous.

Common uses: Cabinetmaking timber, musical instruments, general wood-ware, and boatbuilding.

Sally Wattle is commonly known as the Australian Blackwood, but may also referred to as Black wattle, Cooba, Doolan, or Broughton willow. The tree rarely grows straight, tending to twist and bend, but occasionally good straight logs are found.

It's highly valued as a decorative timber. The wood is lustrous, may be easily stained and produces a high quality finish. It is resistant to impact, moderately stiff and bends well. It may be nailed or screwed with ease but gluing may produce rather variable results.

Sally wattle timber looks and works very much like Blackwood. It machines and sands very well but soaks up a lot of finish. It is moderately blunting to work with tools.



Western Red Cedar

Botanical name: Thuja plicata

Appearance: *Heartwood* – very pale brown to very dark brown; *Sapwood* - yellowish white; *Texture* – fine but uneven; *Grain* – straight; *Growth rings* – prominent.

Seasoning: Easy to dry; hardness rating when dry: soft; non resinous.

Common uses: Cladding, external joinery, garden furniture, window sashes and frames, greenhouses, roofing shingles.

Easy to work but the sanding dust can be very irritating to the breathing passages, so a well ventilated work shop is essential. It is rather brittle, so care is needed in working the end grain.

Since it is very soft, there's a risk when dressing it that the cutters may compress the softer earlywood – which will later recover to produce a ridged surface. It glues well and is a good base for coatings. When damp, the timber is corrosive to iron, resulting in a black discolouration of the surrounding wood, so non-ferrous or galvanised fixings are commonly used in areas likely to experience any moisture.



When used outside, a yellowish colouring frequently leaches from the wood.

Unprotected timber-work can be stained if water penetration is likely.



The Utterly Bloomin' Amazing Men's Shed Prize-less Illustrated Quiz No.1



In what year was the Australian Army established?
 What is the origin of the term "digger"?
 What was the standard issue rifle used at Gallipoli?
 In what year was the battle of Long Tan?




What was the name/class of the Royal Australian Navy's first flagship?
 In Naval terms, what is the origin of "a square meal"?
 What class of RAN patrol boat is used in the TV series Sea Patrol?
 How many rings does an Australian Vice Admiral have on their sleeve?



What was the Royal Australian Air Force's first fighter aircraft?
 What is the most senior rank in the RAAF?
 What was the RAAF's first jet fighter aircraft?
 What is the purpose of an aircraft's wing flap?



Where and when was the gorgeous and lovely Ms Gillard born?
 John Howard and Napoleon share/d the same height – what is it?
 In what year was the Australian Labor Party formed?
 On what date was the Commonwealth of Australia federated?









In what year did Australia II win the America's Cup?
 Who designed Australia II?
 What was the controversial feature of Australia II?
 Who skippered Australia II to victory?



In what year was the Holden FX first produced?
 How many FX's, of all variants, were produced?
 The FX engine - how many cylinders and what capacity?
 What is the Holden official model code of the FX?

Answers:

1901 - on federation; Australian troops doing trench digging practice on Salisbury Plain prior to embarking to Turkey were nicknamed 'diggers'; the Lee Enfield .303; 1966.
 HMAS Australia – battle cruiser; square wooden trencher plates were used on-board ships as they didn't slide around as easily as circular plates; Armidale Class; one broad and two narrow stripes.
 The Sopwith SE5a Camel; Air Marshall; the De Havilland 100 Vampire; to increase lift during take-off and landing.
 Barry, Wales 1961; 5 foot 6 inches; 1891; 1st January 1901.
 1983; Ben Lexcen; the winged keel; John Bertrand.
 1948; 120,402 vehicles; 6cyl/2160cc; the 8/215.

On the Web



This month, two **legendary** scale car modellers:

Gerald Wingrove



<http://web.me.com/gawingrove>

Henri Baigent



<http://www.henribaigent.org>



Do you know of any web sites that might be of interest for future *Shed Shavings*?

So – Who are Mensheds Australia Ltd and why the Meeting with AMSA?

There's at least one other organisation in Australia with a major interest in men's sheds – apart from AMSA – and that's Mensheds Australia. Mensheds Australia is a not-for-profit incorporated Australian Public Company in being since around 2002. Your Shed committee has to admit that it knows very little about this company, so we were very interested in the following item taken from the March 2011 AMSA newsletter:

'In the November 2010 Mensheds Australia Newsletter, CEO Alex Petridis published that "An important goal is to establish contact with the Australian Men's Sheds Association and open a

dialogue to find common ground between the two organisations and rationalise activities.'" As a result of this request from Mensheds Australia, representatives from of the Australian Men's Sheds Association and Mensheds Australia Ltd have held a preliminary meeting on the 17th of January at AMSA's head office to discuss whether there are ways in which the two organisations could work together for the benefit of the Men's Shed movement. No agreement has been reached at this point of time other than to hold further discussions in the future."

So far, information on this meeting – it's outcomes and what was driving it – has not been forthcoming from AMSA head office. Your LMS shed reps at the recent Shed Expo at Maitland approached an AMSA rep about this, but it has to be said that their response was evasive, to say the least. So, off went the alarm bells. The LMS shed will be a very valuable asset completely funded by money raised by, and/or privately donated to, the Shed itself. This is one reason why your committee feels that our independent stance held by from the outset should be maintained in order to protect both the LMS members' assets, activities and interests.

As your committee, we believe that any matter affecting NSW sheds at any level must be openly and fully discussed with all member sheds. The committee will be pursuing this matter with AMSA in order to clarify AMSA's, and Mensheds Australia's intentions.

Out and About

The Hunter Men's Shed Expo 2011

On 14th April, Shed president and 'the scribe' attended the inaugural Hunter Men's Shed Expo held at the Maitland Town Hall. The event was hosted by Maitland Community Men's Shed on behalf of the NSW Men's Shed Association. The expo was aimed at marketing Men's Sheds and shed activities to the general public, government agencies, health care providers, retirees, unemployed persons, aged care facilitators and many other interested groups.

Events at the two-day expo covered a wide range of topics and interests from computers and technology through to health and wellbeing. On-stage entertainment included bush poetry, music sessions, reptile awareness displays and exercise techniques.

A program of talks given in the side rooms covered a plethora of health and related issues, and 'Pit Stop' on-the-spot health checks were available (your two LMS reps failed miserably – it was the pub lunch wot dun it - honest, gov'ner!).

Many sheds from the region put on individual displays to showcase their activities and products, like the Maitland Shed, below.



And if you want to know why we're collecting stray bikes, have a look at the photo below taken at the Taree Manning River Shed display.

These wheelchairs are made by Sheds under a Rotary International program which provides basic, rugged (and free) wheelchairs to handicapped children in countries such as Cambodia, Laos, Afghanistan and Fiji. Rotary provides the main components (seat, wheels, base, &c) and the shed does the rest using recycled bike frames, hacksaws, welders and paint.



*A Happy Customer
test drives*

"one-they-prepared-earlier".

Grooming Future Builders and Engineers at the St Joseph's School Care Program

In the first of what's hoped to be a series of sessions of practical instruction for local school children, four courageous shedders – Bruce Curtis, Fred Beard, Stewart Grierson and Rob Rule – recently visited St Joseph's school Laurieton armed with timber, nails, tools, glue and string. They set about getting the young ones involved in some good old fashion hands-on projects such as assembling and painting a wooden toy car, and designing and constructing a string and nail picture of their own design.



Bruce Curtis instructs on string and nail pictures



The 2011 'Beardmobile' Special



You've heard of Bruce Wayne and his Batmobile, well he's got nothing on Fred Beard and his 'Beardmobile'. Using timber off cuts, turned wheels and 'drivers' donated by Friedel at Sugar Creek, Fred – at rather short notice, put together some wooden car kits for the children to assemble. And boy; were they generous with the wood glue!



Fred (and teacher) in Pit Lane

Odds & Sods

Shedder's Projects

In previous Shed Shavings, we've only written about one members' project – the Tiffany style glass lamp. Other Shed or shedders projects earmarked for future editions include:

- ▶ John Denyer's mower electric start conversion
- ▶ Stuarts Grierson's 1960s era Wolseley
- ▶ The Scribe's vintage Mars screw cutting lathe
- ▶ Rotary Wheelchairs – a more detailed look

What about You?



Do you have a past, present, future or failed project for a write-up in Shed Shavings? With 155 members, there must be loads of project stories out there.

Classifieds

Electronic Organ Whizz Needed



Russell Ebbs has a 1985 Yamaha organ with a 'noisy' upper keyboard (particularly when certain stops are 'open'). Russell has the service manual with block diagram which might help identify the cause of the problem. Russell needs someone with a good

knowledge of electronic circuitry to interpret it. If you can help, 'phone Russell on 6559 5135.

Donations – of tools (including 'museum pieces') and materials are always welcome; we can collect them and find somewhere to store them.

SHEDOKU



		5	7		4	3		
	2					9	8	
6	1			3	9	7		
				9	6		7	8
4			2		7			5
7	3		4	1				
		3	1	5			4	6
	8	6					1	
		2	6		8	5		

Any Other Business

Meeting Dates

The Next Meeting – will be held at 11.00 am on **Tuesday, 24th May** in the Sports Bar of the Laurieton United Services Club.

Membership Inquiries

For information on shed activities or membership, contact Robert Rule (President) on 6559 8612 or Mike Rolfe (Secretary/Treasurer) on 6559 8627.

Contacts – The Steering Committee

President	Robert Rule 6559 8612 e-mail: rjrule@tsn.cc
Secretary/ Treasurer	Mike Rolfe 6559 8627, e-mail: glenandmikerolfe@gmail.com
Paul Nossiter	6586 3911
Stuart Grierson	6585 5835
Clive Chapman	6586 3744
Gary Clifford	6559 6974
John Denyer	6584 8098

Shed Shavings

For newsletter matters, contact editor Clive on 6586 3744 or e-mail clives1@westnet.com.au.

Back Copies via e-mail

Are you a more recent Shed member? If you would like to receive back copies of Shed Shavings via e-mail, please drop a line to the e-mail address above.

2011 Sponsors

Or thanks to Scotts Plaza Bakehouse for now providing **rolls** for our monthly meetings.



**Scotts Plaza
Bakehouse**

Haven Plaza, Bold Street
Laurieton 6559 7153



76 Bold Street
Laurieton 6559 9057

LATE BREAKING NEWS – Saturday 14th May

FURTHER COUNCIL OBSTACLES TO OUR DA

The Hastings Council Development Assessment Panel (DAP) has cancelled our Development Application hearing programmed for this Wednesday, 18th May.

As some shedders will recall (those with e-mail facilities) a quick announcement was sent out recently advising that the Laurieton Shed DA was to be processed by the council's DAP this Wednesday at 2 p.m. However, your steering committee has just received notice from the council that our hearing has been cancelled and our DA will not be tabled for assessment.

Details are scant at the moment as to exactly why the council finds it imperative, once again, to put seemingly trivial matters forward to delay construction of our Shed. If you were to apply the legal “any reasonable person” tests to building the Shed on our particular site, our Shed should have been up and running by now. We are protecting the significant trees, and wildlife issues seem as insignificant as to not warrant putting them into the equation. Early snippets suggest that a ‘Tree Assessment Officer’ (?) or ‘Tree Preservation Officer’ (?) within the council apparently isn't satisfied with aspects of the environment/habitat (koala) report and the arborist's (trees) report. It may be that we didn't camp out to look for flying fox ‘detritus’ as well as koala; and/or that we failed to show the exact Latin name, position, species, spread, foliage texture, root zone, health and condition, etc., of each and every bit of small ‘scrub’ on our building block in excess of 2 metres tall.

Brian, our project architect, will be back at his desk on Tuesday, and he will no doubt be looking into the fine print of the council's latest ‘conditions’. We won't know exactly why council isn't happy with the reports or what ADDITIONAL reports, information, assessments, requirements council needs in order to satisfy itself ‘absolutely’ that our flag ship Laurieton community facility (fully self funded by we shedders and not costing the council a brass razoo) will not be a blot on their landscape.

One thing we do know is that the next opportunity to have the DA assessed by the DAP will not be until June at the earliest – apparently that panel sits only once per month – that's if we don't get even more hold ups.

Please be Patient – a Message from your Steering Committee

This 11th hour news from council is another blow to our 155 – and growing strong – membership. This latest delay means that, even if we manage to get our DA before the council panel in June, the council will have had our application under ‘active consideration’ for a year now. We realise that, sooner or later, a lack of premises for shedders to actually work in and meet in is likely to damage our membership base and send the Laurieton Men's Shed project backwards, albeit temporarily. So we encourage all shedders to remain patient and await information on this latest delay. Turn up to the monthly meetings (we now provide rolls, yes rolls, for the snags) and contribute by thinking of ideas, activities, trips, guest speakers, presentations – or anything else – that will keep up a head of steam until we finally get some practical support from our council and start building the long awaited Shed.
